

Cowdenbeath Park

Fife Council

GRASS MAT SAFER SURFACING
 tested in accordance with BS EN1177 & EN7188
 1m x 1.5m, 22mm thick
 supplied with turf reinforcement mesh

FREE SPACE ZONE
 this zone may not overlap with safety zone of other equipment



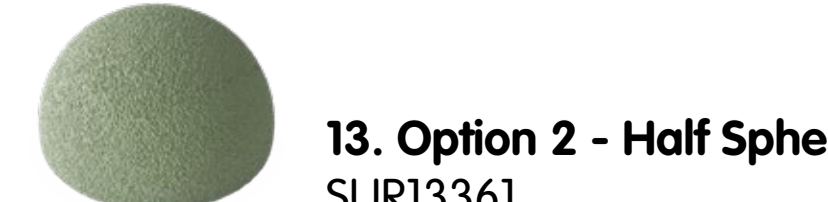
- NOTES:**
- Remove: 2no. swing bays, pole & rubber surfacing under toddler unit & giant swing.
 - Excavate grass areas for new wet pour, spoil removed.
 - MOT type 1 base supplied & laid onto excavated areas.
 - New black/colour 50/50 flecked wet pour.
 - Wet pour to overlay existing surfaces & cut & chased into tarmac on existing areas.
 - 300mm ramp into grass for excavated wet pour areas.
 - New wet pour where existing being removed to be flush with existing pcc edge.
 - Areas and dimensions shown are critical for compliance with European safety standards En1176 & En1177, if in doubt ask!
 - Grass areas should be well established prior to grass mat safety surfacing being laid.

NOT FOR TENDER ISSUE
 RIGHTS TO DESIGN BELONG TO KSL

12. Option 1 - Half Sphere 500 (Yellow)
 SUR13367 (x2)



13. Option 1 - Half Sphere 500 (Green)
 SUR13211-251



9. Option 1 - Crazy Dragon Springer
 M11315-01P




9. Option 2 - Crazy Gander Springer
 M10670-01P

8. Option 1 - Home Seesaw
 M18601-01P



8. Option 2 - Fairytale Seesaw
 M17601-01P

5. Option 2 - BLOQX 2
 BLX410203-3717



6. Option 1 - Toddler Spica
 M19101-3517P



6. Option 2 - Tick-Tock Panel
 M63172-3417P



4. Option 1 - Triple Tower Stairs
 PCM310921-Custom 20303256



4. Option 2 - Four Tower
 PCM410121-Custom 20303312



1. Cableway
 M87212-3817

2. Start Platform
 PCM114321-0901



3. Agility Trail 1
 NRO860-1011



11. Option 1 - Double Bay Swing
 KSW924-Custom 20304931



11. Option 2 - Double Bay Swing
 KSW924-Custom 20304954



14. Option 1 - Drive Through Panel
 FIDTHRU3



14. Option 2 - Ludo Panel
 FILUDO3



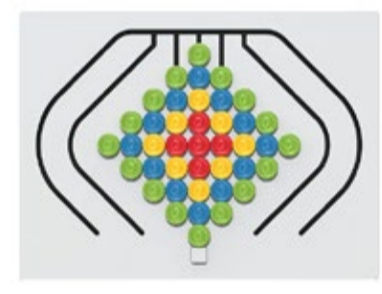
16. Option 1 - Sensory Fidget Panel
 FISENFID3



16. Option 2 - Sensory Panel
 FISENP3

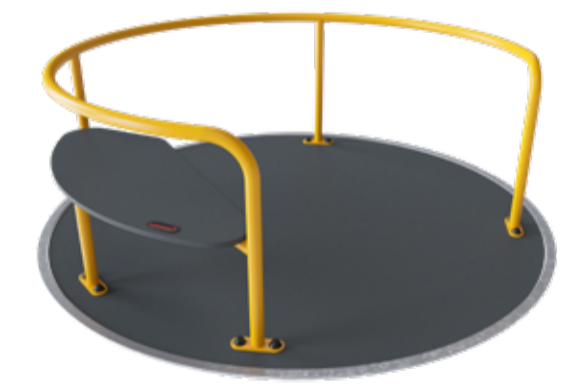


17. Option 1 - Minibeast Sensory Panel
 FIMINSEN3



17. Option 2 - Pattern Sliders Panel
 FIPASL3

10. Option 1 - Wheelchair Carousel
 PCM157-Custom 20303061



10. Option 2 - Inclusive Tipi Carousel
 ELE400065-3717DT



19. Eco Bongo Tree
 FIECOBOTREE-WP

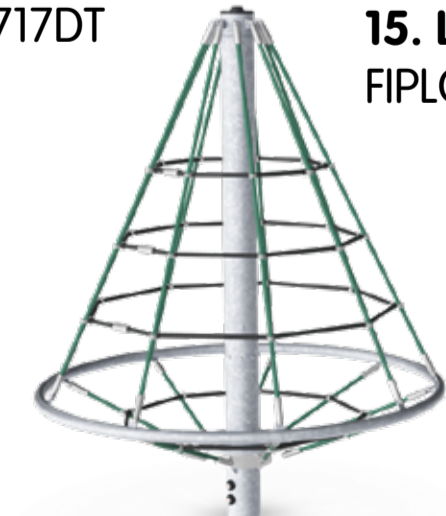


18. Eco Chimes
 FIECOCH-WP

7. Option 1 - Swan Springer
 M17401-01P



7. Option 2 - Ladybird Springer
 M16801-01P



5. Option 1 - Cone Twister
 COR203201-1103

EPDM WETPOUR SAFER SURFACING
 50/50 black with coloured fleck
 depths to suit equipment fall heights
 150mm depth Type 1 (min)
 grass edge, pcc edge & cut & chase

